


Global Goals Activity Pack



Colouring-in sheet



earth
cubs

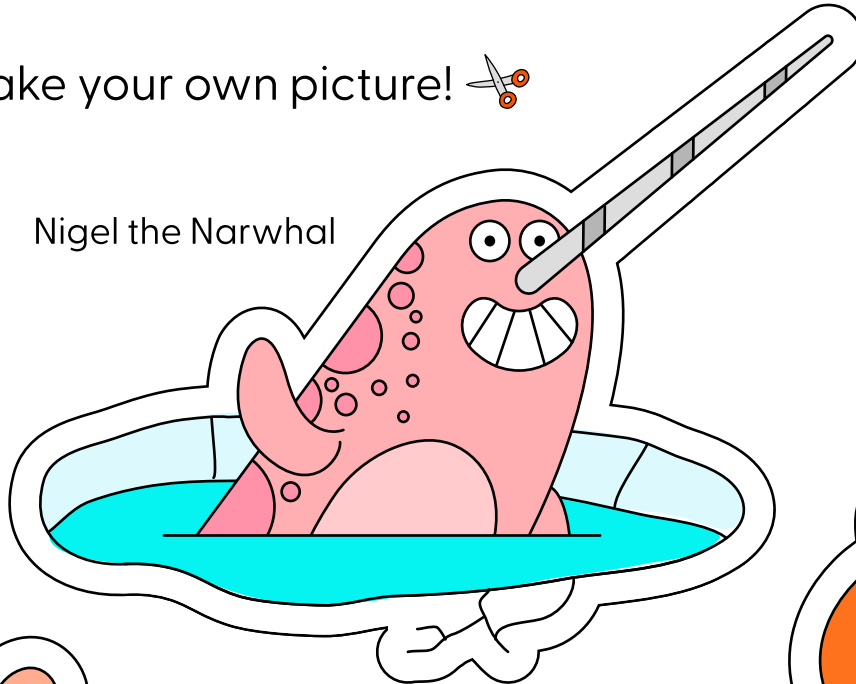


Cut-out Sheet

Cut-out animal characters and make your own picture! ✂




Antonio the anteater




Nigel the Narwhal



Frankie the Fox



Geezer Rat



Wilfred the Walrus



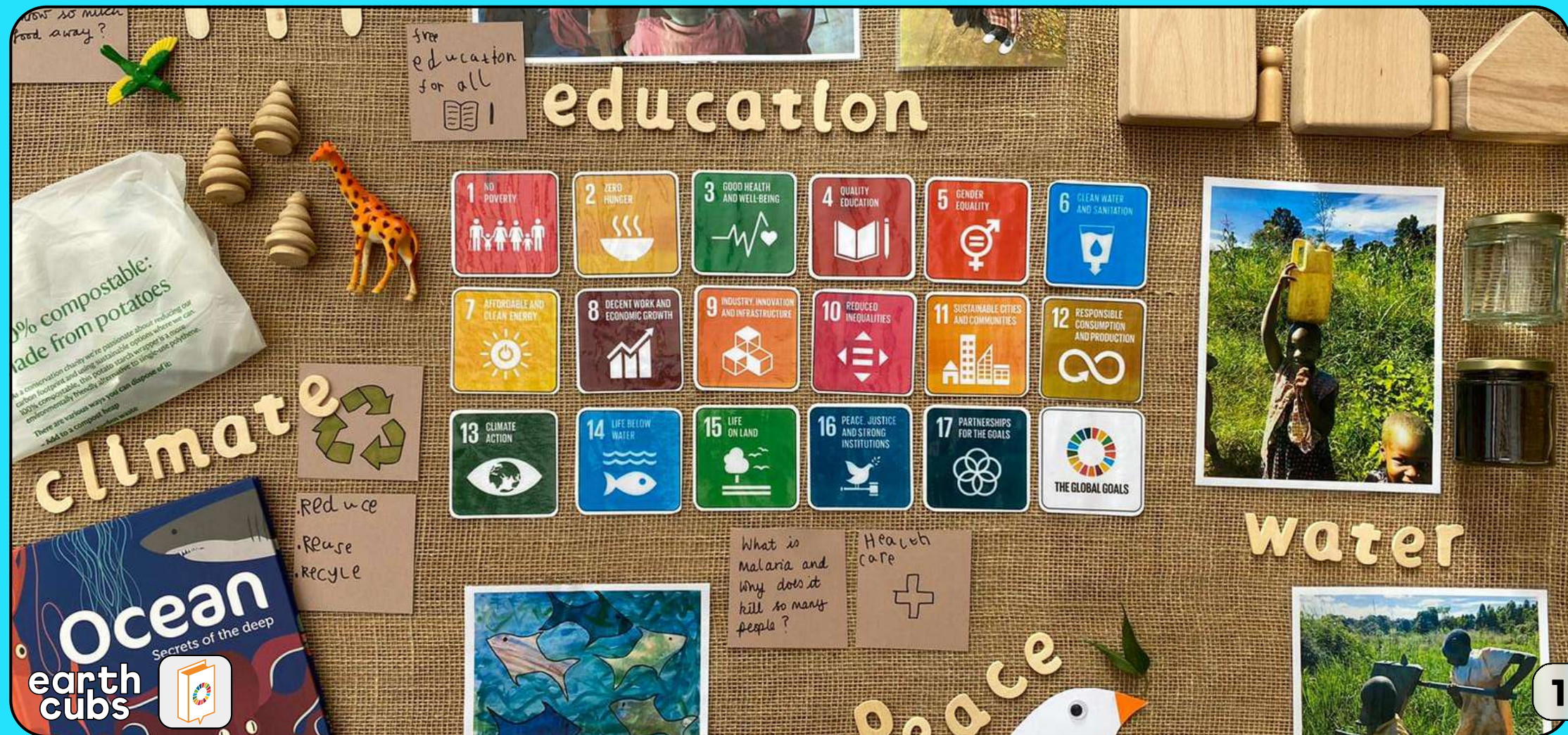
Make a Global Goal Display

Practical

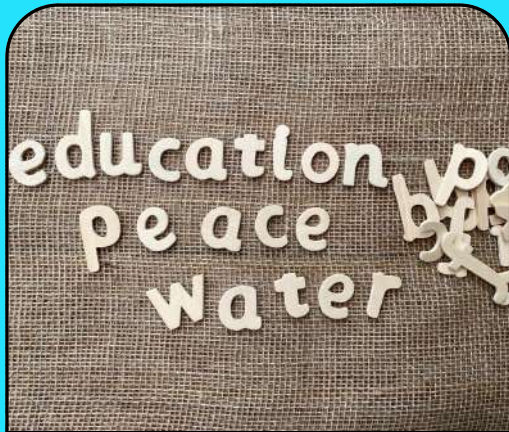


Make an interactive Global Goal display for your classroom!

- Recycled paper or hessian backing cover
- Printed Global Goals
- Post-it notes
- Wooden letters
- Real Photographs
- Children's art work and writing
- Books about the themes
- Knowledge harvest questions
- Small world items
- Pens



Make a Global Goal Display



Wooden Letters to highlight what goals you are focusing on.




Print out the Global Goals for children to become familiar with them.



Small world items are recognisable to children, this will make the themes easier to understand.



Art work linked to the goals you are focusing on.



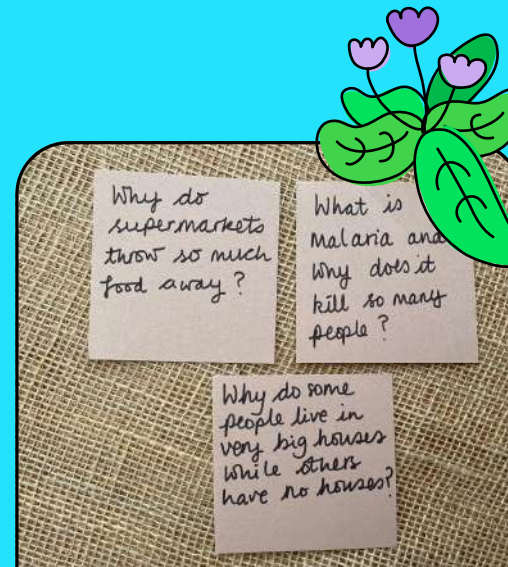
Make a Global Goal Display




Real photographs give a visual guide to things that are unknown to the children.




Children's written work and images to focus on their experiences.



Children's questions - where they want the learning to go next.




Books that inspire children about the themes.



Cut-out Sheet

Cut-out Global Goals 



Cut-out Sheet

Cut-out Global Goals 





Certificate

Awarded to Earth Cub

Congratulations!
You now know what the Global Goals are
and why they are important.

Keep learning the world!

